

ÖLFLEX® HEAT 125 C MC

Electron beam cross-linked cables for more demanding application requirements

ÖLFLEX® HEAT 125 C MC - halogen free shielded control cable with DNV GL certificate, special fire performance, IEC 60332-3, suitable for +125° C









Info

CPR: Article number choice under www.lappkabel.com/cpr

Improved characteristics in the event of a fire

DNV GL approved



-  Suitable for outdoor use
-  Flame-retardant
-  Halogen-free
-  Cold-resistant
-  Mechanical resistance
-  Oil-resistant
-  Interference signals
-  Temperature-resistant

Last Update (11.12.2022)

©2022 Lapp Group - Technical changes reserved

Product Management www.lappkabel.de

You can find the current technical data in the corresponding data sheet.

PN 0456 / 02_03.16

ÖLFLEX® HEAT 125 C MC



UV-resistant

Benefits

For safety in areas with high density of people
Reduction of flame propagation, density and toxicity of smoke gases in event of fire
Minimises damage to buildings and equipment caused by the formation of toxic acid fumes in fires
Certified for maritime applications
Copper braiding screens the cable against electromagnetic interference

Application range

For outdoor applications
For the wiring and connection of lighting, heating appliances, control cabinets, and distributors in mechanical and plant engineering
For use in traffic regulation systems and outdoors
Coil winding, electromagnets, pumps, electrical systems
Heat treatment plants, pressure die casting, heating and cooling technology

Product features

Fire behaviour:

- Halogen-free (IEC 60754-1)
- No corrosive gases (IEC 60754-2)
- Low smoke density (IEC 61034-2)
- Flame-retardant (IEC 60332-1-2, NF C 32-070 (C1) and NF-F 16-101 (Class C))
- Low toxicity (EN 50305)

No flame-propagation according to IEC 60332-3-22, IEC 60332-3-24 and IEC 60332-3-25 (Flame spread on vertical cable bundle)

Oil-resistant acc. IEC 60227-1 (ST9) and EN 50264-1 (EM104)

UV-resistant according to ISO 4892-2

Ozone-resistant according to EN 50396

Norm references / Approvals

DNV GL approved

Based on EN 50525-3-21 and EN 50525-3-41

Product Make-up

Fine-wire, tinned-copper conductor
Electron beam cross-linked polyolefin copolymer insulation
Cores twisted in layers
Tinned-copper braiding
Outer sheath: electron beam cross-linked polyolefin copolymer, black

Technical Data

Classification ETIM 5:

ETIM 5.0 Class-ID: EC000104
ETIM 5.0 Class-Description: Control cable

Classification ETIM 6:

ETIM 6.0 Class-ID: EC000104
ETIM 6.0 Class-Description: Control cable

Core identification code:

Colour-coded according to VDE 0293-308, refer to Appendix T9 or black with white numbers
refer to article table

Last Update (11.12.2022)

©2022 Lapp Group - Technical changes reserved

Product Management www.lappkabel.de

You can find the current technical data in the corresponding data sheet.

PN 0456 / 02_03.16

ÖLFLEX® HEAT 125 C MC

Specific insulation resistance:	>2 TΩm x cm
Conductor stranding:	Fine wire according to VDE 0295, class 5/IEC 60228 class 5
Minimum bending radius:	Occasional flexing: 15 x outer diameter Fixed installation: 5 x outer diameter
Nominal voltage:	Up to 1.0mm ² U0/U 300/500 V From 1.5mm ² U0/U 450/750 V 0.6/1kV from 1.5 mm ² in the case of fixed and protected installation
Test voltage:	C/C 4000 V, C/S 2500 V
Protective conductor:	G = with GN-YE protective conductor X = without protective conductor
Temperature range:	Occasional flexing: -35 °C to +120 °C Fixed installation: -55 °C to +125 °C Temporary (3.000h): up to +145 °C

Note

Unless specified otherwise, the shown product values are nominal values. Detailed values (e.g. tolerances) are available upon request.

Copper price basis: EUR 150/100 kg. Refer to catalogue appendix T17 for the definition and calculation of copper-related surcharges.

Please find our standard lengths at: www.lappkabel.de/en/cable-standardlengths

Packaging size: coil ≤ 30 kg or ≤ 250 m, otherwise drum

Please specify the preferred type of packaging (e.g. 1 x 500 m drum or 5 x 100 m coils).

Photographs and graphics are not to scale and do not represent detailed images of the respective products.

Prices are net prices without VAT and surcharges. Sale to business customers only.

ÖLFLEX® HEAT 125 C MC

Article number	Number of cores and mm ² per conductor	Outer diameter [mm]	Copper index (kg/km)	Weight (kg/km)
ÖLFLEX® HEAT 125 C MC 300/500 V - colour-coded				
1024400	2 X 0.5	6.8	41	45
1024401	3 G 0.5	7.1	45.5	59
1024407	2 X 0.75	7.2	46	79
1024408	3 G 0.75	7.6	57.9	96
1024409	4 G 0.75	8.4	64	116
1024410	5 G 0.75	9.1	77.4	139
1024415	2 X 1.0	7.4	56	90
1024416	3 G 1.0	8	65.3	104
1024417	4 G 1.0	8.6	78.1	129
1024418	5 G 1.0	9.6	89.4	153
ÖLFLEX® HEAT 125 C MC 450/750 V - colour-coded				
1024423	2 X 1.5	8.6	65	114
1024424	3 G 1.5	9.1	83	132
1024425	4 G 1.5	10	100	163
1024426	5 G 1.5	11.1	125	200
1024433	2 X 2.5	10	112	157
1024434	3 G 2.5	10.7	146	198
1024435	4 G 2.5	11.6	167	236
1024436	5 G 2.5	12.9	200	287
1024441	4 G 4.0	13.7	237	317
1024446	4 G 6.0	15.1	318	404
1024451	4 G 10.0	19.3	558	669
ÖLFLEX® HEAT 125 C MC 300/500 V - Black with white numbers				
1024480	2 X 0.75	7.2	46	79
1024481	3 X 0.75	7.6	57.9	96
1024482	4 X 0.75	8.4	64	116
1024411	7 G 0.75	10	102	186
1024483	7 X 0.75	10	102	186
1024412	12 G 0.75	13.4	177	219
1024484	2 X 1.0	7.4	56	90
1024485	3 X 1.0	8	65.3	104
1024419	7 G 1.0	10.3	113.3	211
1024420	12 G 1.0	14	188.1	266

Last Update (11.12.2022)

©2022 Lapp Group - Technical changes reserved

Product Management www.lappkabel.de

You can find the current technical data in the corresponding data sheet.

PN 0456 / 02_03_16

ÖLFLEX® HEAT 125 C MC

Article number	Number of cores and mm ² per conductor	Outer diameter [mm]	Copper index (kg/km)	Weight (kg/km)
ÖLFLEX® HEAT 125 C MC 450/750 V - Black with white numbers				
1024486	2 X 1.5	8.6	65	114
1024487	4 X 1.5	10	100	163
1024427	7 G 1.5	12	149	273
1024488	7 X 1.5	12	149	273
1024428	12 G 1.5	16.3	280	371
1024489	3 X 2.5	10.7	146	198
1024490	4 X 2.5	11.6	167	236
1024437	7 G 2.5	14.4	288	385
1024438	12 G 2.5	19.3	477.3	569

Last Update (11.12.2022)

©2022 Lapp Group - Technical changes reserved

Product Management www.lappkabel.deYou can find the current technical data in the corresponding data sheet.
PN 0456 / 02_03_16