



E_{ca}

APPLICATION

Xtrem[®] H07RN-F rubber cables are designed to supply power to low voltage appliances including electric motors and submersible pumps in deep water installations, as well as many other electrical equipment.

Thanks to its extraordinary flexibility and mechanical strength, the Xtrem[®] H07RN-F cable is ideal for power transmission in both fixed installation or mobile service. The use nominal voltage up to 1000 V is accepted in fixed protected assemblies. Top Cable Xtrem[®] H07RN-F cables are designed to power all types of electrical equipment including motors and submersible pumps in deep water installations (AD8).

- Industrial use.
- Mobile use.
- Robotics.
- Windmills
- Temporary site installations.

CONSTRUCTION

Conductor

Electrolytic annealed copper conductor class 5 (flexible) according to EN 60228 and IEC 60228.

Insulation








Thermosetting rubber insulation type EI7 according to EN 50363-1. The standard identification according to HD 308 and HD 186, is the following:

1 x	Natural
2 x	Blue + Brown
3 G	Blue + Brown + Green/Yellow
3 x	Brown + Black + Grey
4 G	Brown + Black + Grey + Green/Yellow
4 x	Brown + Black + Grey + Blue
5 G	Brown + Black + Grey + Blue + Green/Yellow
6 or more	Black numbered + Green/Yellow

Outer sheath


Thermosetting flexible rubber outer sheath type EM2 according to EN 50363-2-1. Black colour.

CHARACTERISTICS

-  **Electrical performance**
Low voltage: 450/750V.
-  **Thermal performance**
Maximum service temperature: 90°C.
Maximum short-circuit temperature: 250°C (max. 5 s).
Minimum service temperature: -40°C (fixed and protected installations) and -25°C (mobile use).
-  **Fire performance**
Flame non-propagation according to EN 60332-1 / IEC 60332-1.
Reaction to fire CPR: E_{ca} according to EN 50575.
-  **Mechanical performance**
Minimum bending radius:
3 x cable diameter < 12 mm.
4 x cable diameter ≥ 12 mm.
Impact resistance: AG2 Medium severity.
-  **Environmental performance**
Chemical & Oil resistance: excellent.
Grease & mineral oils resistance: excellent.
Water resistance: AD8 Submersion.
Cable for submersible pumps in drinkable water according to AS/ NZS 4020. Deep wells | Drinkable water | AWQC.
-  **Installation conditions**
Open Air.
Submersible pumps cable.
-  **Other**
Meter by meter marking.

STANDARDS / COMPLIANCE

 According to
EN 50525-2-21 / IEC 60092-353 / IEC 60245

 Standards and approvals
HAR / AENOR / DNV / RoHS / CE

 CPR (Construction Products Regulation)
E_{ca}

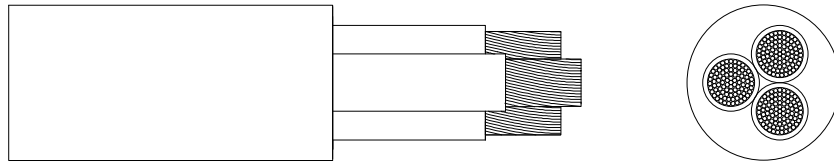
◁HAR▷



SEC



DIMENSIONS & ADMISSIBLE INTENSITIES



Cross-section (mm ²)	Diameter (mm)	Weight (kg/km)	Fixed Inst. (A) ¹	Mobile Service (A) ²	Voltage drop (V/A · km) ³
1 x 1,5	5,9	45	28	16	30,7
1 x 2,5	6,5	60	39	25	18,4
1x4	7,4	85	53	34	11,4
1x6	8,1	110	68	43	7,63
1 x 10	9,9	175	93	60	4,42
1 x 16	11,2	240	124	79	2,80
1 x 25	13,0	345	161	104	1,80
1 x 35	14,6	460	200	129	1,28
1 x 50	17,0	635	242	162	0,893
1 x 70	19,1	845	310	202	0,629
1 x 95	21,4	1.100	377	240	0,476
1 x 120	23,3	1.375	437	280	0,372
1 x 150	25,8	1.695	504	321	0,298
1 x 185	28,1	2.045	575	363	0,245
1 x 240	31,3	2.635	679	433	0,185
1 x 300	34,4	3.275	783	497	0,148
1 x 400	39,0	4.270	940	586	0,112
1 x 500	41,9	5.370	1.083	670	0,0888
1 x 630	47,8	6.960	1.254	784	0,0664
2 x 1	7,7	75	21	10	45,1
2 x 1,5	8,5	100	26	16	30,7
2 x 2,5	10,1	145	36	25	18,4
2 x 4	11,8	200	49	34	11,4
2 x 6	12,7	250	63	43	7,63
2 x 10	17,7	485	86	60	4,42
2 x 16	20,2	670	115	79	2,80
2 x 25	24,5	995	149	105	1,80
2 x 35	26,3	1.240	185	130	1,28
2 x 50	31,9	1.765	225	165	0,893
2 x 70	36,0	2.335	289	205	0,629
3 G 1	8,3	95	21	10	45,1
3 G 1,5	9,3	125	26	16	30,7
3 G 2,5	11,1	185	36	25	18,4
3 G 4	12,7	260	49	35	11,4
3 G 6	14,3	335	63	44	7,63
3 G 10	19,6	630	86	62	4,42
3 G 16	21,8	855	115	82	2,80
3 G 25	26,1	1.250	149	109	1,80
3 G 35	29,4	1.650	185	135	1,28
3 G 50	33,7	2.235	225	169	0,893
3 G 70	38,3	2.970	289	211	0,629
3 G 95	44,0	3.930	352	250	0,476
3 G 120	47,5	4.815	410	292	0,372
3 G 150	52,0	5.900	473	335	0,298
3 G 185	57,7	7.165	542	378	0,245
4 G 1	9,2	120	21	10	45,1
4 G 1,5	10,4	160	26	16	30,7
4 G 2,5	12,1	225	36	20	18,4
4 G 4	14,0	320	49	30	11,4
4 G 6	15,7	425	63	37	7,63
4 G 10	21,4	775	86	52	4,42
4 G 16	24,6	1.080	115	69	2,80
4 G 25	29,5	1.610	149	92	1,80
4 G 35	32,7	2.100	185	114	1,28
4 G 50	37,7	2.865	225	143	0,893
4 G 70	42,3	3.795	289	178	0,629
4 G 95	48,4	4.995	352	210	0,476
4 G 120	53,0	6.110	410	246	0,372
4 G 150	58,0	7.565	473	282	0,298
4 G 185	64,0	9.180	542	319	0,245
4 G 240	72,0	11.940	641	377	0,185
5 G 1	9,9	145	21	10	45,1
5 G 1,5	11,3	185	26	16	30,7
5 G 2,5	13,5	280	36	20	18,4

Cross-section (mm ²)	Diameter (mm)	Weight (kg/km)	Fixed Inst. (A) ¹	Mobile Service (A) ²	Voltage drop (V/A · km) ³
5 G 4	15,6	395	49	30	11,4
5 G 6	17,7	530	63	38	7,63
5 G 10	23,9	945	86	54	4,42
5 G 16	27,0	1.320	115	71	2,80
5 G 25	32,5	1.960	149	94	1,80
5 G 35	35,8	2.545	185	114	1,28
5 G 50	41,9	3.535	225	143	0,893
5 G 70	47,2	4.680	289	178	0,629
5 G 95	53,5	6.090	352	210	0,476
5 G 120	58,0	7.455	410	246	0,372
5 G 150	65,1	9.300	473	282	0,298
5 G 185	71,4	11.240	542	319	0,245
7 G 1,5	15,0	315	26	16	30,7
7 G 2,5	17,1	435	36	25	18,4
7 G 4	20,2	640	49	34	11,4
8 G 1,5	15,5	350	26	16	30,7
8 G 2,5	18,4	510	36	25	18,4
8 G 4	21,8	740	49	34	11,4
10 G 2,5	19,2	560	36	25	18,4
10 G 4	22,8	830	49	34	11,4
12 G 1,5	17,5	445	26	16	30,7
12 G 2,5	20,6	650	36	25	18,4
12 G 4	24,4	950	49	34	11,5
14 G 2,5	21,7	745	36	25	18,4
16 G 1,5	19,6	580	26	16	30,7
16 G 2,5	22,5	845	36	25	18,4
18 G 1,5	20,5	645	26	16	30,7
18 G 2,5	23,6	920	36	25	18,4
19 G 1,5	21,2	680	26	16	30,7
19 G 2,5	25,1	1.005	36	25	18,4
24 G 1,5	23,4	815	26	16	30,7
24 G 2,5	27,3	1.190	36	25	18,4
27 G 1,5	24,5	895	26	16	30,7
27 G 2,5	28,7	1.315	36	25	18,4

¹ Reference method F for single-core and method E for multicore cables according to IEC60364-5-52 in open air at 30°C ambient temperature. It is supposed a single-phase circuit.

² One cable in open air at 30°C ambient temperature according to EN 50565. For cables having 4 or 5 cores, it is supposed a three-phase circuit. For the rest of the cables it is supposed a single-phase circuit.

³ At 60°C conductor temperature, $\cos \varphi = 1$ and single-phase circuit.