

ÖLFLEX® TRAY II




ÖLFLEX® Control Cable 0.6/1 kV, UL TC-ER 600V MTW AWM WET OIL/ SUN RES CSA TRAY

ÖLFLEX® TRAY II: UL TC-ER 600V or AWM 1000V, WET 75°C, SUN/ OIL RES I+II, DIR BUR, CSA AWM I/II A/B FT4, PVC power + control cable, 0.6/1 kV, Tray - Exposed Run

Info

Torsion resistant for drip loops
 Broad application range (NFPA 70/NEC), NFPA 79 compliance
 Outdoor use in USA



-  Suitable for outdoor use
-  Flame-retardant
-  Cold-resistant
-  Mechanical resistance
-  Oil-resistant
-  Torsion-resistant
-  UV-resistant

Benefits

Cost-saving, fast installation omitting protection systems
 Many certifications/ use types

ÖLFLEX® TRAY II

75 °C WET Rating + Sunlight Resistant Rating: Outdoor use in the USA

Application range

Industrial machinery, plant engineering in the USA

Unprotected 600V operation on cable tray in the USA, incl. 6 ft. Exposed Run laying sections for version with at least 3 conductors

Compliant with Tool machines: (UL) MTW

Outdoor use and Direct Burial in the USA, per UL 1277

USA Wind Turbine Tray Cable (WTTC) for Wind Turbine Generators

Product features

Flame-retardant according to CSA FT4

UL Vertical-Tray Flame Test

Oil-resistant according to UL OIL RES I & II

Water-resistant, UL 75°C WET rating

UV resistant (SUN RES), Ozone resistant

Suitable for torsional applications which are typical for the loop in wind turbine generators (WTG)

Norm references / Approvals

USA: (UL) TC-ER [E171371], (UL) MTW [E155920], (UL) WTTC [E323700], Submersible Pump (14 - 2 AWG), (UL) PLTC-ER (18 - 12 AWG) [E216027], (UL) ITC-ER (18 - 12 AWG) [E196134], (UL) DP-1 [E233406], UL AWM (18 - 2 AWG) [E100338]

UL OIL RES I/ II, 75°C WET, 90°C DRY, SUN RES, DIR BUR, NEC/NFPA 70, NFPA 79

CAN: c(UL) CIC/ TC 600V FT4 (< 250 kcmil) [E171371], CSA AWM I/II A/B FT1

Product Make-up

Fine-wire strand made of bare copper wires

Insulation: PVC+nylon sheath (PA skin)

Outer jacket: Specially formulated thermoplastic polymer

Color of the outer jacket: Black

Technical Data

Classification ETIM 5:	ETIM 5.0 Class-ID: EC000104 ETIM 5.0 Class-Description: Control cable
Classification ETIM 6:	ETIM 6.0 Class-ID: EC000104 ETIM 6.0 Class-Description: Control cable
Core identification code:	Black with white numbers
Conductor stranding:	Fine copper wire strands
Torsion movement in WTG:	TW-0 & TW-2, refer to Appendix T0
Minimum bending radius:	2 AWG (33.62 mm ²) & smaller: 4 x OD 1 AWG (42.41 mm ²) & larger: 6 x OD
Nominal voltage:	UL/CSA: 600 V (TC, MTW, CIC), WTTC 1000 V UL/CSA: 1000 V (AWM) IEC: U ₀ /U = 600/1000 V
Protective conductor:	G = with GN-YE protective conductor X = without protective conductor
Temperature range:	-40°C (static)/ -25°C (occ. moved) to +90°C (TC) or +105°C (AWM)

Last Update (04.05.2021)

©2021 Lapp Group - Technical changes reserved

Product Management www.lappkabel.de

You can find the current technical data in the corresponding data sheet.

PN 0456 / 02_03.16

ÖLFLEX® TRAY II

Note

Unless specified otherwise, the shown product values are nominal values. Detailed values (e.g. tolerances) are available upon request.

Copper price basis: EUR 150/100 kg. Refer to catalogue appendix T17 for the definition and calculation of copper-related surcharges.

Please find our standard lengths at: www.lappkabel.de/en/cable-standardlengths

Packaging size: coil \leq 30 kg or \leq 250 m, otherwise drum

Please specify the preferred type of packaging (e.g. 1 x 610 m drum or 8 x 76 m coils).

Photographs and graphics are not to scale and do not represent detailed images of the respective products.

Prices are net prices without VAT and surcharges. Sale to business customers only.

ÖLFLEX® TRAY II

Article number	Number of cores and mm ² per conductor	AWG per conductor	Outer diameter [mm]	Copper index (kg/km)	Weight (kg/km)
ÖLFLEX® Tray II					
221803	3 G 1.0	-	7.5	28.8	85
221804	4 G 1.0	-	8.1	38.4	98
221805	5 G 1.0	-	8.8	48	115
221807	7 G 1.0	-	9.5	67	149
221812	12 G 1.0	-	12.1	115	255
221818	18 G 1.0	-	14.9	173	365
221825	25 G 1.0	-	16.9	240	479
221603	3 G 1.5	-	8.3	43	103
221604	4 G 1.5	-	8.9	58	124
221605	5 G 1.5	-	9.7	72	146
221607	7 G 1.5	-	10.5	101	189
221609	9 G 1.5	-	12.1	130	255
221612	12 G 1.5	-	14.4	173	328
221618	18 G 1.5	-	16.6	259	431
221625	25 G 1.5	-	18.8	360	592
221641	41 G 1.5	-	25	591	931
221403	3 G 2.5	-	9.2	72	130
221404	4 G 2.5	-	10	96	159
221405	5 G 2.5	-	10.8	120	224
221407	7 G 2.5	-	11.8	168	252
221412	12 G 2.5	-	16.2	288	459
221418	18 G 2.5	-	18.7	432	654
221425	25 G 2.5	-	22.5	600	874
221204	4 G 4.0	-	11.7	153	226
221205	5 G 4.0	-	12.8	192	279
221004	4 G 6.0	-	14.7	231	394
221005	5 G 6.0	-	16	288	472
221007	7 G 6.0	-	17.4	405	661
220804	4 G 10.0	-	17.9	384	615
220805	5 G 10.0	-	19.6	480.624	771
220604	4 G 16.0	-	22.8	615	864
220605	5 G 16.0	-	24.9	768	1080
220404	4 G	4	27.8	960	1418

Last Update (04.05.2021)

©2021 Lapp Group - Technical changes reserved

Product Management www.lappkabel.de

 You can find the current technical data in the corresponding data sheet.
 PN 0456 / 02_03_16

ÖLFLEX® TRAY II

Article number	Number of cores and mm ² per conductor	AWG per conductor	Outer diameter [mm]	Copper index (kg/km)	Weight (kg/km)
220204	4 G	2	32.3	1344	2077

Last Update (04.05.2021)

©2021 Lapp Group - Technical changes reserved

Product Management www.lappkabel.de

You can find the current technical data in the corresponding data sheet.
PN 0456 / 02_03.16